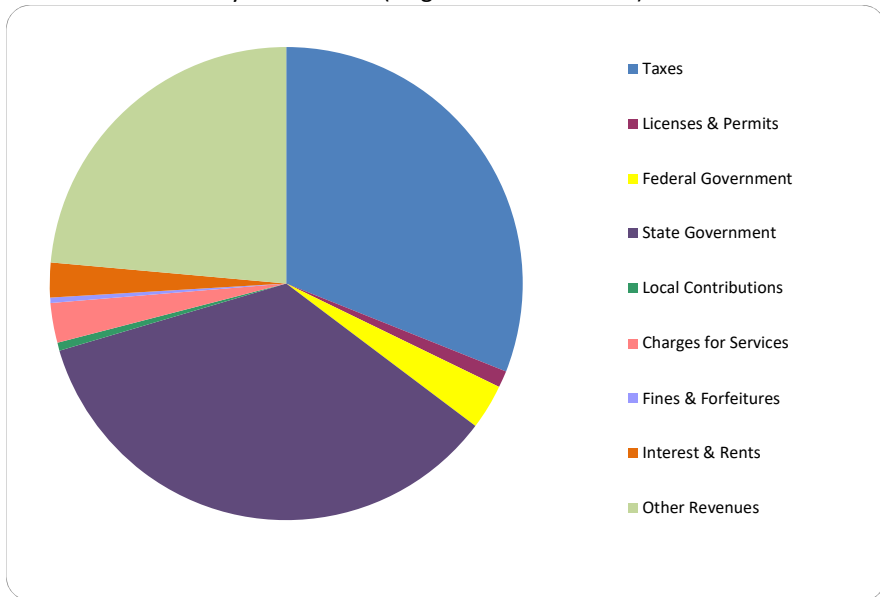


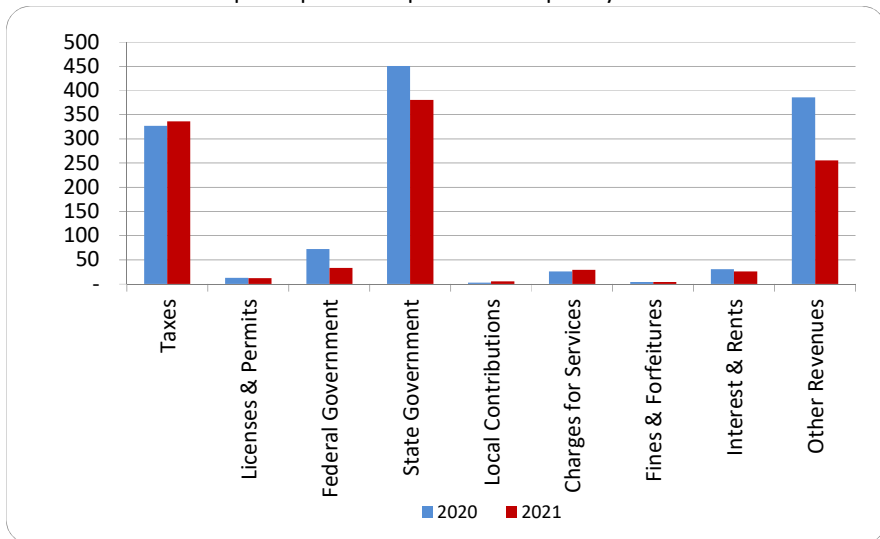
1. Where our money comes from (all governmental funds)



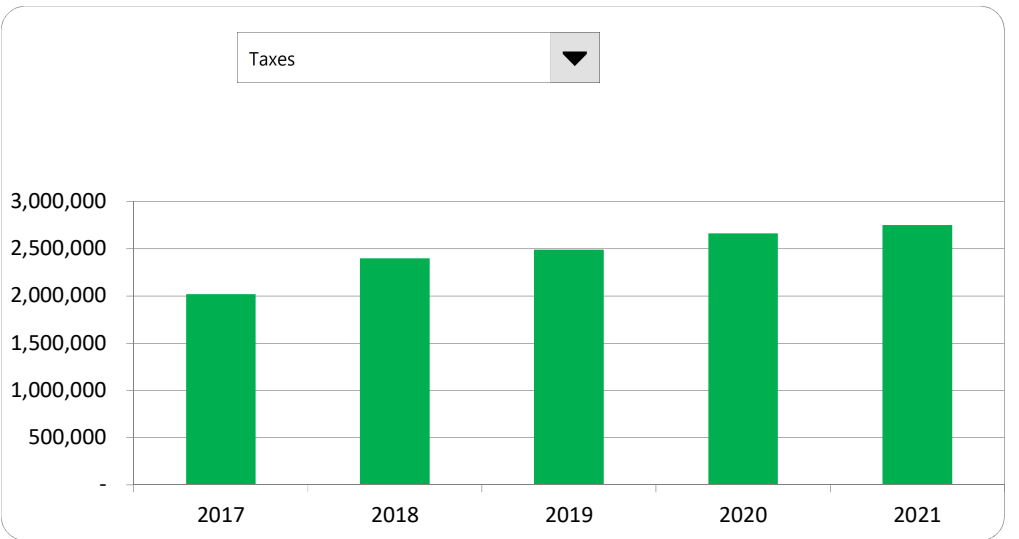
2. Compared to the prior year

	2020	2021	% change
Taxes	\$ 2,662,468	\$ 2,751,496	3.34%
Licenses & Permits	105,945	99,869	-5.74%
Federal Government	589,166	274,281	-53.45%
State Government	3,667,812	3,115,297	-15.06%
Local Contributions	23,958	48,031	100.48%
Charges for Services	208,288	240,536	15.48%
Fines & Forfeitures	34,120	32,932	-3.48%
Interest & Rents	250,241	210,698	-15.80%
Other Revenues	3,140,406	2,087,972	-33.51%
<b>Total Revenues</b>	<b>\$ 10,682,404</b>	<b>\$ 8,861,112</b>	<b>-17.05%</b>

3. Revenue sources per capita - compared to the prior year



4. Historical trends of individual sources



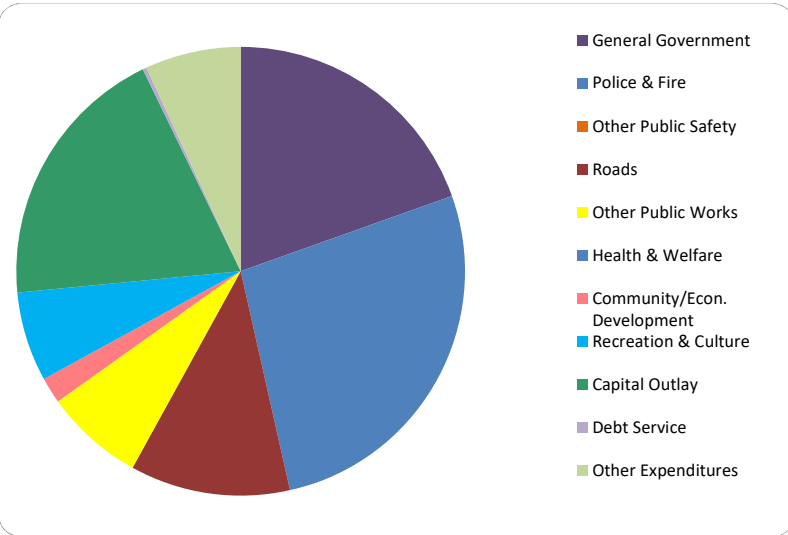
Commentary:

For more information on our unit's finances, contact Tina Bumpus at 517-437-6411.

**CITIZEN'S GUIDE TO LOCAL UNIT FINANCES - City of Hillsdale (30-2010)**

**EXPENDITURES**

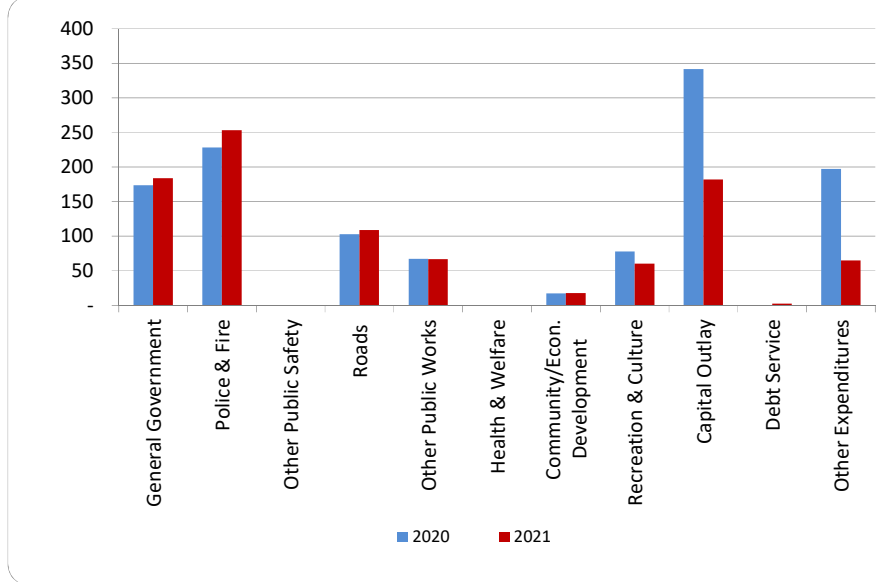
**1. Where we spend our money (all governmental funds)**



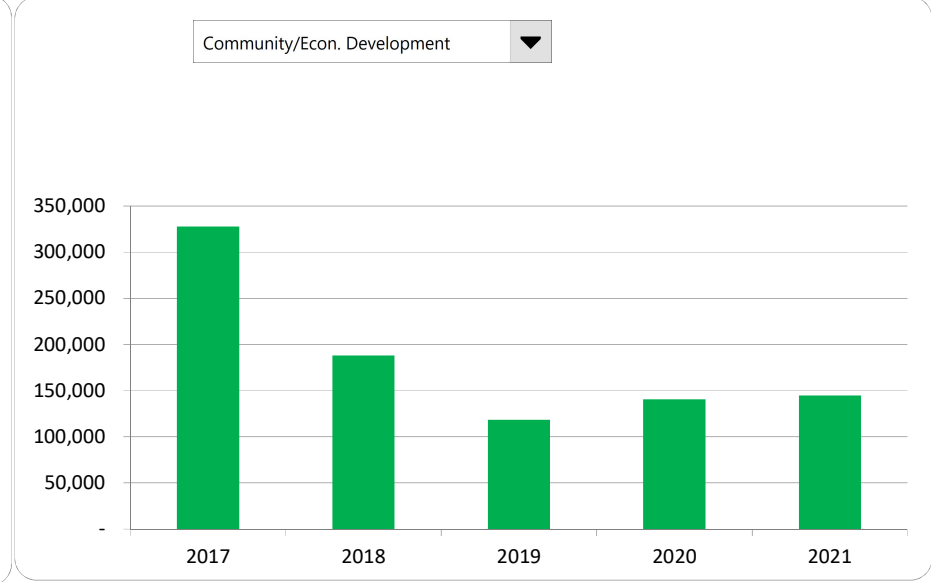
**2. Compared to the prior year**

	<u>2020</u>	<u>2021</u>	<u>% change</u>
General Government	\$ 1,412,397	\$ 1,504,675	6.53%
Police & Fire	1,858,405	2,073,023	11.55%
Other Public Safety	-	-	N/A
Roads	839,608	889,010	5.88%
Other Public Works	550,012	548,740	-0.23%
Health & Welfare	-	-	N/A
Community/Econ. Development	140,386	144,779	3.13%
Recreation & Culture	636,095	497,146	-21.84%
Capital Outlay	2,780,376	1,489,002	-46.45%
Debt Service	-	20,000	N/A
Other Expenditures	<u>1,607,678</u>	<u>532,504</u>	-66.88%
<b>Total Expenditures</b>	<b><u>\$ 9,824,957</u></b>	<b><u>\$ 7,698,879</u></b>	<b>-21.64%</b>

**3. Spending per capita - compared to the prior year**



**4. Historical trends of individual departments:**



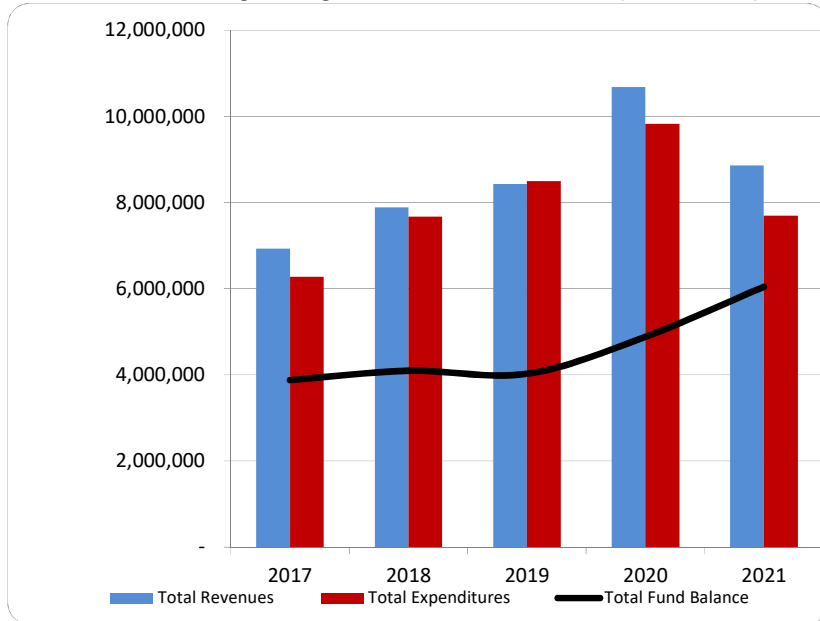
Commentary:

For more information on our unit's finances, contact Tina Bumpus at 517-437-6411.

**CITIZEN'S GUIDE TO LOCAL UNIT FINANCES - City of Hillsdale (30-2010)**

**FINANCIAL POSITION**

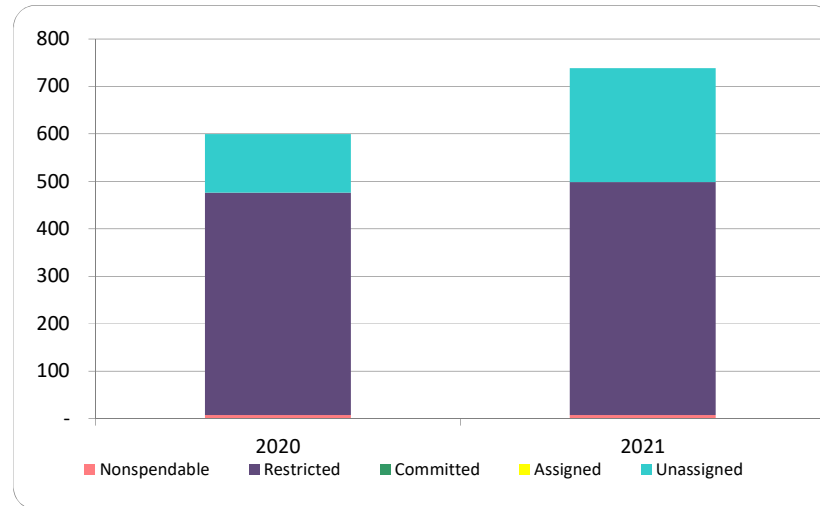
1. How have we managed our governmental fund resources (fund balance)?



2. Compared to the prior year

	2020	2021	% change
Revenue	10,682,404	8,861,112	-17.05%
Expenditures	9,824,957	7,698,879	-21.64%
Surplus (shortfall)	857,447	1,162,233	35.55%
Fund balance, by component:			
Nonspendable	63,276	62,934	-0.54%
Restricted	3,813,714	4,019,236	5.39%
Committed	-	-	N/A
Assigned	-	-	N/A
Unassigned	1,007,056	1,964,109	95.03%
total fund balance	4,884,046	6,046,279	23.80%

3. Fund balance per capita - compared to the prior year



4. Historical trends of individual components



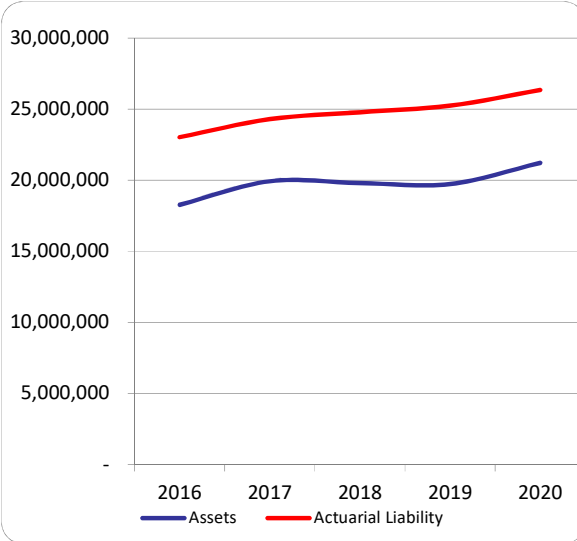
Commentary:

For more information on our unit's finances, contact Tina Bumpus at 517-437-6411.

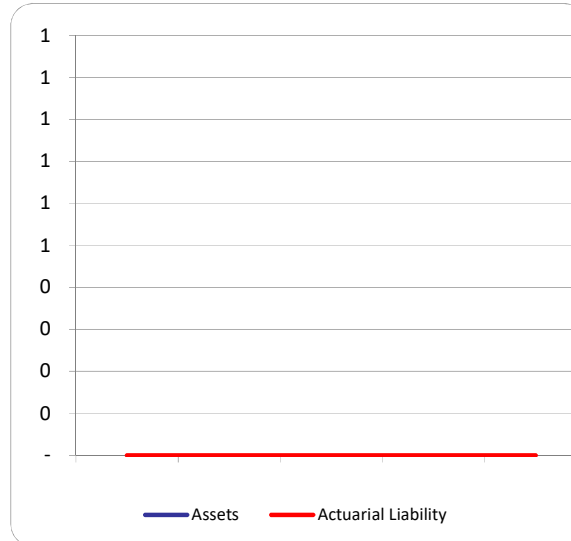
**CITIZEN'S GUIDE TO LOCAL UNIT FINANCES - City of Hillsdale (30-2010)**

**OTHER LONG TERM OBLIGATIONS**

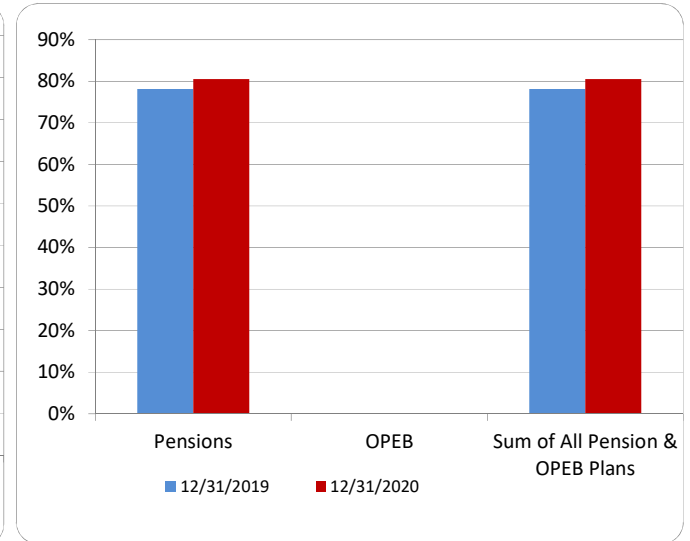
1. Pension funding status



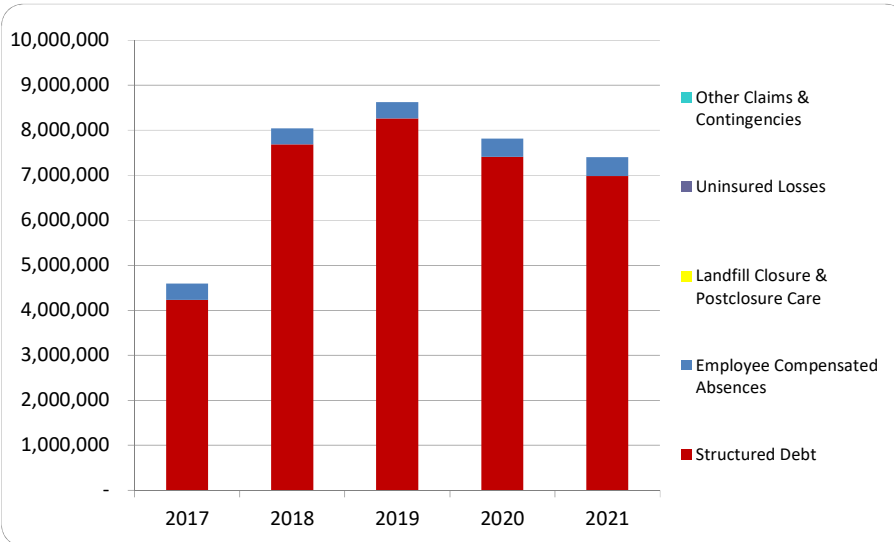
2. Retiree Health care funding status



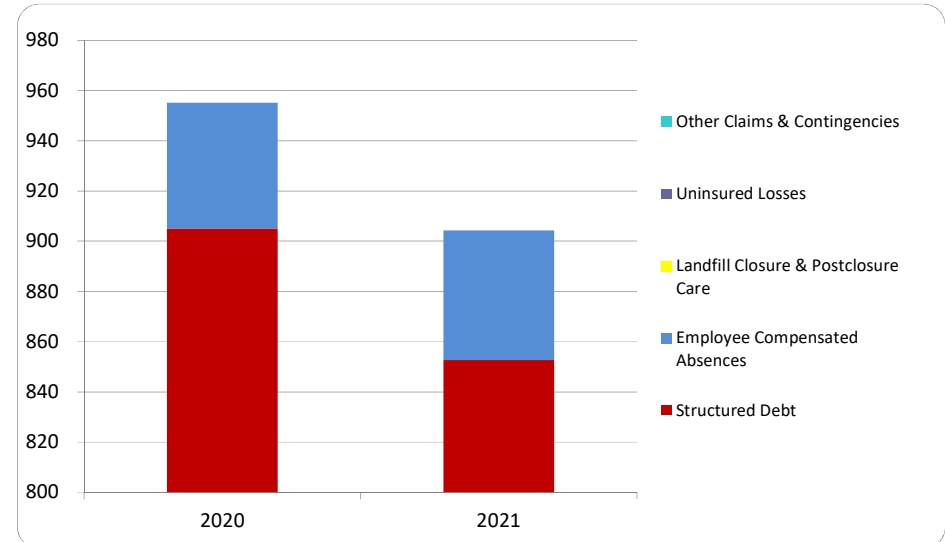
3. Percent funded - compared to the prior year



4. Long Term Debt obligations:



5. Debt & other long term obligations per capita - compared to the prior year



Commentary:

For more information on our unit's finances, contact Tina Bumpus at 517-437-6411.